


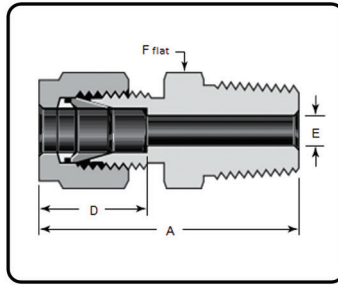


# Tube Fittings



## **MAFFS VALVES & FITTINGS PVT LTD**

Manufacturer of Industrial Valves, Instrumentation Valves & Fittings



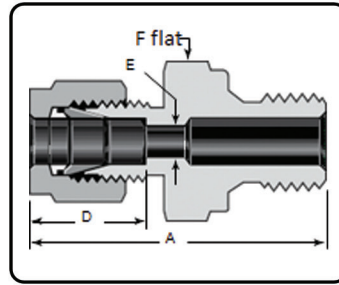
## NPT

Tube OD in	NPT Size in	Dimensions mm			
		A	D	E	F
1/16	1/16	23.9	8.60	1.3	7.9
	1/8	26.2			11.1
	1/4	31			14.3
1/8	1/16	29.8	12.70	2.3	11.1
	1/8	30.5			11.1
	1/4	35.6			14.3
	3/8	35.9			17.5
	1/2	42.2			22.2
3/16	1/8	31.3	13.70	3.1	11.1
	1/4	36.4			14.3
1/4	1/16	32.8	15.20	4.9	12.7
	1/8	32.8			12.7
	1/4	37.9			14.3
	3/8	38.4			17.5
	1/2	44.8			22.2
	3/4	46.3			27
5/16	1/8	34.1	16.30	6.4	14.3
	1/4	38.7			14.3
	3/8	39.2			17.5
3/8	1/8	35.4	16.80	7.2	15.9
	1/4	39.9			15.9
	3/8	39.9			17.5
	1/2	46.3			22.2
	3/4	47.8			27
	1	54.4			34.9
1/2	1/8	38.9	22.90	10.5	20.6
	1/4	43.5			20.6
	3/8	43.5			20.6
	1/2	49.1			22.2
	3/4	50.6			27
	1	57.2			34.9
5/8	1/4	44.2	24.40	12.7	23.8
	3/8	44.2			23.8
	1/2	49.1			23.8
	3/4	50.6			27
3/4	3/8	45.8	24.40	15.8	27
	1/2	50.6			27
	3/4	50.6			27
	1	57.2			34.9
7/8	1/2	50.6	25.90	18.3	30.2
	3/4	50.6			30.2
	1	57.2			34.9
1	1/2	57.5	31.20	22.4	34.9
	3/4	57.5			34.9
	1	62.3			41.3
1 1/8	1	62.3	31.20	22.4	41.3
	1 1/4	77.3			44.5
1 1/4	1	77.3	41.10	27.7	44.5
	1 1/4	88.9			54
1 1/2	1 1/2	88.9	50.00	34.1	54
2	2	113.6	67.60	46	69.9

Tube OD	NPT Size in	Dimensions mm			
		A	D	E	F
2	1/8	30.5	12.9	1.7	12
3	1/8	30.5	12.9	2.4	12
	1/4	35.6			14
4	1/8	31.2	13.7	2.4	12
	1/4	36.3			14
6	1/8	32.8	15.3	4.8	14
	1/4	37.9			14
	3/8	38.4			18
	1/2	44.7			22
8	1/8	34.2	16.2	6.4	15
	1/4	38.7			15
	3/8	39.3			18
	1/2	45.6			22
10	1/8	36.3	17.2	7.9	18
	1/4	40.9			18
	3/8	40.9			18
	1/2	46.5			22
12	1/8	38.8	22.8	9.5	22
	1/4	43.4			22
	3/8	43.4			22
	1/2	49.0			27
14	1/4	44.1	24.4	11.1	24
	3/8	44.1			24
	1/2	49.0			24
15	1/2	49	24.4	11.9	24
16	3/8	44.1	24.4	12.7	24
	1/2	49.0			24
	3/4	50.5			27
18	1/2	50.5	24.4	11.9	27
20	1/2	52.3	26	15.9	30
	3/4				30
22	3/4	52.3	26	18.3	35
	1				35
25	1/2	57.5	31.3	21.8	35
	3/4				35
28	1	72.4	36.6	21.8	41
	1 1/4				41
28	1	75.0	31.6	24.6	41
	1 1/4				46
30	1 1/4	77.2	39.6	26.2	46
	1 1/2				46
32	1 1/4	79.6	42	28.6	46
38	1 1/2	91.6	49.4	33.7	55

# Please note that the dimensions for BSP Tapered threads is same as NPT threads.





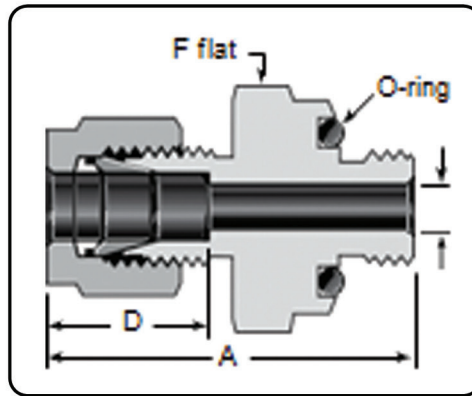
## BSP PARALLEL THREADS

Tube OD in	ISO Thread Size in	Dimensions mm			
		A	D	E	F
1/8	1/8	33.3	12.7	2.3	14.3
	1/4	38.1			19.1
	3/8	38.9			22.2
1/4	1/8	35.6	15.2	4.1	14.3
	1/4	40.4			19.1
	3/8	41.1			22.2
	1/2	43.2			27
3/8	1/8	37.8	16.8	4.1	15.9
	1/4	41.9			19.1
	3/8	42.7			22.2
	1/2	44.7			27
1/2	1/4	44.7	22.9	5.8	20.6
	3/8	45.5			22.2
	1/2	47.5			27
3/4	1/2	48.8	24.4	11.9	27
	3/4	52.1			33.3
1	1/2	55.6	31.2	11.9	34.9
	3/4	57.7			34.9
	1	59.7			41.3

Tube OD	ISO Thread Size in	Dimensions mm			
		A	D	E	F
2	1/8	33.3	12.9	1.7	14
3	1/8	33.3	12.9	2.4	14
	1/4	38.1			19
4	1/8	34.0	13.7	2.4	14
6	1/8	35.6	15.3	4.0	14
	1/4	40.4		4.8	19
	3/8	41.1		4.8	22
	1/2	43.2		4.8	27
8	1/8	36.6	16.2	4.0	15
	1/4	41.4		5.9	19
	3/8	42.2		6.4	22
	1/2	44.2		6.4	27
10	1/4	42.2	17.2	5.9	19
	3/8	42.9		7.9	22
	1/2	45.0		7.9	27
12	1/4	44.5	22.8	5.9	22
	3/8	45.5		7.9	22
	1/2	47.5		9.5	27
	3/4	52.1		9.5	35
14	3/8	43.9	24.4	7.9	24
	1/2	47.5		11.1	27
15	3/8	45.5	24.4	7.9	24
	1/2	47.5		11.9	27
	3/4	52.8		11.9	35
16	3/8	45.5	24.4	7.9	24
	1/2	47.5		11.9	27
	3/4	52.8		12.7	35
18	1/2	48.8	24.4	11.9	27
	3/4	52.1		15.1	35
20	1/2	50.5	26.0	11.9	30
	3/4	52.6		15.9	35
22	3/4	52.6	26.0	15.9	35
	1	54.9		18.3	41
25	3/4	57.7	31.3	15.9	35
	1	59.7		19.8	41
28	1	69.9	36.6	19.8	41
	1 1/4	72.9		21.8	50
	1	72.5		19.8	41
	1 1/4	77.1		24.6	54
30	1 1/4	76.7	39.6	26.2	50
32	1 1/4	79.2	42.0	28.6	50
38	1 1/2	90.9	49.4	31.8	55

# Please note that the dimensions for BSP parallel threads (RP) is same as BSP Parallel threads (RS).





## NPT

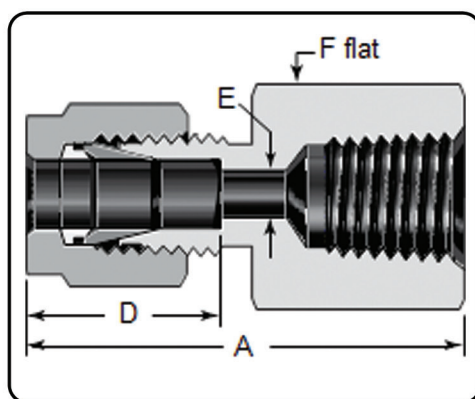
Tube OD in	NPT Size in	Dimensions mm			
		A	D	E	F
1/8	1/8	32.80	12.70	2.30	19.1
1/4	1/8	35.1	15.20	4.80	19.1
	1/4	38.4			23.8
3/8	1/4	39.9	16.80	7.10	23.8
	3/8	41.4			28.6
	1/2	47			33.3
1/2	1/2	49.80	22.90	10.40	33.3

## STRAIGHT THREAD

Tube OD in	SAE/MS Thread Size in	Dimensions mm			
		A	D	E	F
1/16	5/16-24	26.70	8.60	1.30	14.3
1/8	5/16-24	32.80	12.70	2.30	14.3
3/16	3/8-24	34.30	13.70	3.00	15.9
1/4	7/16-20	38.40	15.20	4.80	19.1
5/16	1/2-20	40.60	16.30	6.40	22.2
3/8	9/16-18	42.40	16.80	7.10	23.8
1/2	3/4-16	46.00	22.90	10.40	28.6
3/4	1 1/16-12	52.30	24.40	15.70	38.1
1	1 5/16-12	58.20	31.20	22.40	44.5





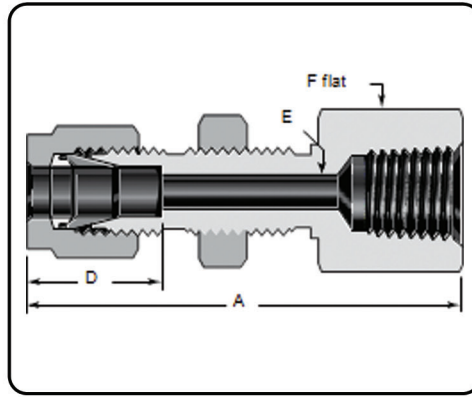


## NPT

Tube OD in	NPT Size in	Dimensions mm			
		A	D	E	F
1/16	1/16	23.6	8.60	1.30	11.1
	1/8	24.4			14.3
1/8	1/8	28.7	12.70	2.30	14.3
	1/4	33.5			19.1
3/16	1/8	29.70	13.70	3.00	14.3
1/4	1/8	31.2	15.20	4.80	14.3
	1/4	35.8			19.1
	3/8	37.6			22.2
	1/2	42.4			27
5/16	1/8	32	16.30	6.40	14.3
	1/4	36.8			19.1
3/8	1/8	32.8	16.80	7.10	15.9
	1/4	37.6			19.1
	3/8	39.1			22.2
	1/2	43.9			27
	3/4	47.8			33.3
1/2	1/4	40.4	22.90	10.40	20.6
	3/8	41.9			22.2
	1/2	46.7			27
	3/4	48.3			33.3
5/8	3/8	41.9	24.40	12.70	23.8
	1/2	46.7			27
	3/4	48.3			33.3
3/4	1/2	46.7	24.40	15.70	27
	3/4	48.3			33.3
7/8	3/4	49.80	25.90	18.30	33.3
1	3/4	53.3	31.20	22.40	34.9
	1	62.2			41.3
1 1/4	1 1/4	74.70	41.10	27.70	54
1 1/2	1 1/2	83.30	50.00	34.00	60.3
2	2	101.60	67.60	46.00	73

Tube OD	NPT Size in	Dimensions mm			
		A	D	E	F
3	1/8	28.7	12.9	2.4	14
	1/4	33.5			19
4	1/8	29.7	13.7	2.4	14
6	1/8	31.3	15.3	4.8	14
	1/4	35.8			19
	1/2	42.5			27
8	1/8	32.1	16.2	6.4	15
	1/4	37.0			19
	3/8	38.5			22
	1/2	43.3			27
10	1/4	37.8	17.2	7.9	19
	3/8	39.4			22
	1/2	44.2			27
12	1/4	40.3	22.8	9.5	22
	3/8	41.9			22
	1/2	46.7			27
15	1/2	46.7	24.4	11.9	27
16	1/2	46.9	24.4	12.7	27
20	1/2	47.9	26.0	15.9	30
	3/4	49.7			35
22	3/4	49.7	26.0	18.3	35
	1	57.9			41
25	3/4	53.4	31.3	21.8	35
	1	62.3			41



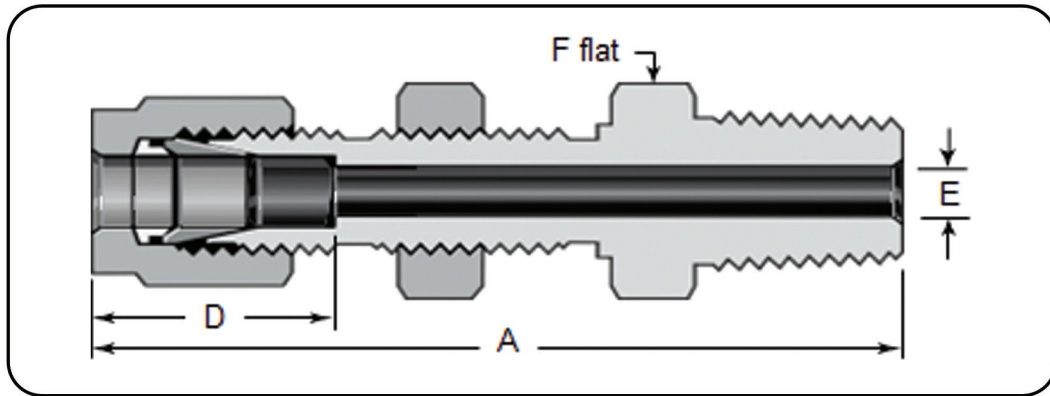


## NPT

Tube OD in	NPT Size in.	Dimensions mm					
		A	D	E	F	Panel Hole Size	Max Panel Thickness
1/8	1/8	44.70	12.70	2.30	14.3	8.3	12.70
1/4	1/8	47	15.20	4.80	15.9	11.5	10.20
	1/4	51.8			19.1		
3/8	1/4	55.10	16.80	7.10	19.1	14.7	11.20
1/2	3/8	61.7	22.90	10.40	23.8	19.4	12.70
	1/2	66.5			27		

Tube OD	NPT Size in.	Dimensions mm					
		A	D	E	F	Panel Hole Size	Max Panel Thickness
6	1/4	51.8	15.3	4.8	19	11.5	10.2
12	1/2	66.5	22.8	9.5	27	19.5	12.7



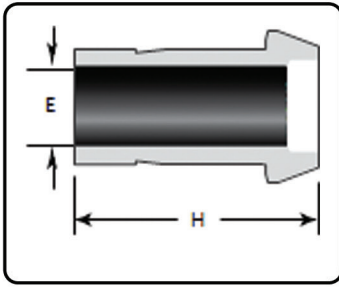


## NPT

Tube OD in	NPT Size in.	Dimensions mm					
		A	D	E	F	Panel Hole Size	Max Panel Thickness
1/8	1/8	46.50	12.70	2.30	12.7	8.3	12.70
1/4	1/8	49.5	15.20	4.80	15.9	11.5	10.20
	1/4	54.1					
3/8	1/4	57.4	16.80	7.10	19.1	14.7	11.20
	3/8	57.4			19.1		
	1/2	63.8			22.2		
1/2	3/8	63.2	22.90	9.7	23.8	19.4	12.70
	1/2	68.8					
3/4	3/4	76.20	24.40	15.70	30.2	25.8	16.80
1	1	93.20	31.20	22.40	41.3	33.7	19.10

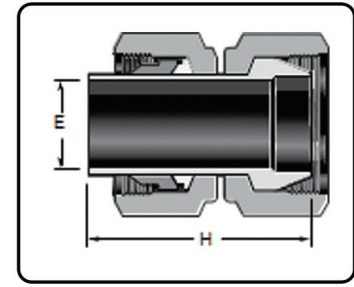
Tube OD	NPT Size in.	Dimensions mm					
		A	D	E	F	Panel Hole Size	Max Panel Thickness
6	1/8	49.5	15.3	4.8	16	11.5	10.2
	1/4	53.6					
12	1/2	68.8	22.8	9.5	24	19.5	12.7





**UP TO 25 MM**

Tube OD in	Dimensions mm	
	E	H
1/16	0.80	13.70
1/8	2.00	22.40
1/4	4.30	24.90
5/16	5.60	25.90
3/8	6.90	26.70
1/2	9.40	36.30
5/8	11.90	37.80
3/4	14.70	37.80
1	20.30	49.30
1 1/4	25.90	69.10
1 1/2	31.80	84.10
2	43.70	115.80

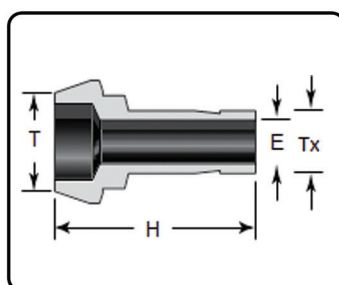


**ABOVE 25 MM**

Tube OD	Dimensions mm	
	E	H
3	1.9	22.2
6	4.1	25.0
8	5.6	26.0
10	7.1	27.1
12	8.8	36.2
15	11.2	37.8
16	12.0	37.8
18	13.9	37.8
20	15.5	39.4
25	19.9	49.3
28	22.6	49.0
28	22.5	63.5
30	24.3	67.6
32	26.5	69.7
38	31.6	81.9



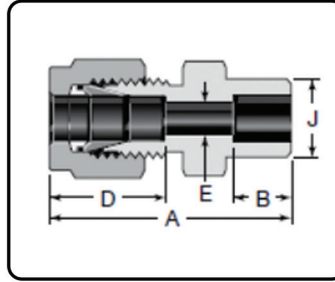




Tube OD in		Dimensions mm	
T	Tx	E	H
1/8	1/16	0.80	18.30
1/4	1/16	0.80	19.10
	1/8	2.00	22.90
3/8	1/8	2.00	23.40
	1/4	4.30	25.40
1/2	1/4	4.30	29.70
	3/8	6.90	30.70
3/4	1/2	9.40	37.80
1	1/2	9.40	42.90
	3/4	14.70	43.70

Tube OD		Dimensions mm	
T	Tx	E	H
6	3	1.9	22.9
8	6	4.1	25.4
10	6	4.1	25.8
	8	5.6	26.3
12	6	4.1	29.6
	8	5.6	30.1
	10	7.1	30.6
16	12	8.8	37.5
28	25	19.8	56.5
32	25	19.8	60.3
38	25	19.8	65.8

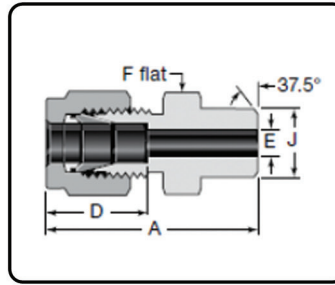




## SOCKET WELD

Tube OD in	Socket Weld Size in	Dimensions mm				
		A	B	D	E	J
1/8	1/8	29.00	2.50	12.70	2.30	7.40
1/4	1/4	33.50	7.10	15.20	4.80	12.20
3/8	3/8	37.60	7.90	16.80	7.10	15.20
1/2	1/2	41.10	9.70	22.90	10.40	18.50
3/4	3/4	43.40	11.20	24.40	15.70	26.40
1	1	52.60	15.70	31.20	22.40	34.50





## BUTT WELD


Tube OD in	Pipe Weld Size in	Dimensions mm				
		A	D	E	F	J
1/8	1/8	30.50	12.70	2.30	11.1	10.30
3/16	1/8	31.20	13.70	3.00	11.1	10.30
1/4	1/8	32.8	15.20	4.80	12.7	10.3
	1/4	37.8			14.3	13.7
5/16	1/8	34	16.30	5.3	14.3	10.3
	1/4	38.6				6.4
3/8	1/4	39.9	16.80	7.10	15.9	13.7
	3/8	39.9			17.5	17
	1/2	46.2			22.2	21.3
	3/4	47.8			27	26.7
1/2	3/8	43.4	22.90	10.40	20.6	17.1
	1/2	49			22.2	21.3
	3/4	50.5			27	26.7
	1	57.2			34.9	33.4
5/8	1/2	49.00	24.40	12.70	23.8	21.30
3/4	1/2	50.50	24.40	14	27	21.3
	3/4			15.7		26.7
1	1	62.20	31.20	22.40	34.9	33.40
1 1/4	1 1/4	77.20	41.10	27.70	44.5	42.20
1 1/2	1 1/2	88.90	50.00	34.00	54	48.30
2	2	113.50	67.60	46.00	69.9	60.30

Tube OD	Pipe Weld Size in.	Dimensions mm				
		A	D	E	F	J
3	1/8	30.5	12.9	2.4	12	10.3
4	1/8	31.2	13.7	2.4	12	10.3
6	1/8	32.8	15.3	4.8	14	10.3
	1/4	37.9				13.7
8	1/8	34.2	16.2	5.4	15	10.3
	1/4	38.7		6.4	15	13.7
	1/2	45.6		6.4	22	21.3
10	1/4	40.9	17.2	7.5	18	13.7
	3/8	40.9		7.9	18	17.1
	1/2	46.5		7.9	22	21.3
12	1/4	43.4	22.8	7.5	22	13.7
	3/8	43.4		9.5	22	17.1
	1/2	49.0		9.5	22	21.3
	3/4	50.5		9.5	27	26.7
14	3/8	44.1	24.4	10.7	24	17.1
15	1/2	49.0	24.4	11.9	24	21.3
16	1/2	49.0	24.4	12.7	24	21.3
18	1/2	50.5	24.4	13.9	27	21.3
30	1 1/4	77.2	39.6	26.2	46	42.2
32	1 1/4	79.6	42.0	28.6	46	42.2
38	1 1/2	91.6	49.4	33.7	55	48.3





Follow us at :



For more details, Contact at :

- +91 9930568025
- sales@maffsvalves.com
- www.maffsvalves.com

**CORPORATE & FACTORY :**

Gala No. 9, Building No. 3, Patel Industrial Estate, Gokhivare,  
Range Office, Vasai East, Palghar - 401208